

Description

Designed for use with the Macon NT Series Valves, the VA series electric zone valve actuator is a new concept in zone controls. Utilizing a gearless electric thermic operator, this valve actuator operates off low power 24V AC. Proportional control can be realized by using time proportioning techniques. The VA series is ideal for control of Radiators, Fin-Tube, Zones, Solar Panels, Heat Pumps etc...

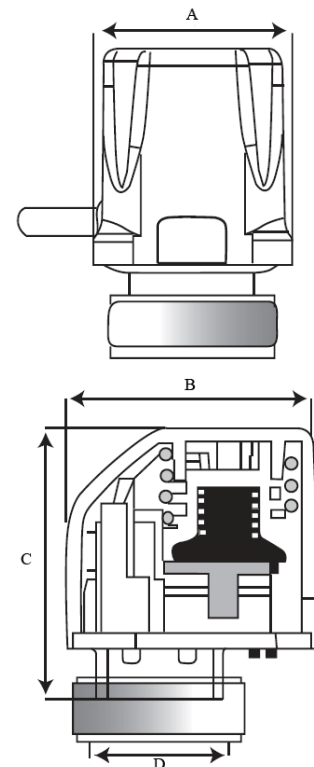
Features

- Normally open or normally closed
- Suitable for low pressure steam
- Low power consumption
- Noiseless operation
- Easy installation
- Compact size
- Low cost
- Transparent zone above nut for checking the status of the actuator.
 - Red = Closed
 - Black = Open



ELECTRIC OPERATORS

TECHNICAL DATA		
	VAO-24	VAC-24
Voltage	24V AC	24V AC
Current, Initial	200 mA	200 mA
Current, Consumption	1.8 W	1.8 W
Closing and Opening Time	5 Minutes	5 Minutes
Valve Stroke	2.5 mm	2.5 mm
Actuating Force	80 N ± 10%	110 N ± 10%
Ambient Temperature	32°F to 122°F	32°F to 122°F
State when OFF/No Current	Normally Open	Normally Closed
Housing Material / Color	Polyamide / White	
Nut (D)	Brass (D - 28 mm)	
Weight	4.94 oz.	
Connection Cable / Color	1 meter long, 2 x 0.5 mm ² , white	
Width (A)	1.59" (40.5 mm)	
Length (B)	1.95" (49.5 mm)	
Height (C)	2.05" (52.0 mm)	

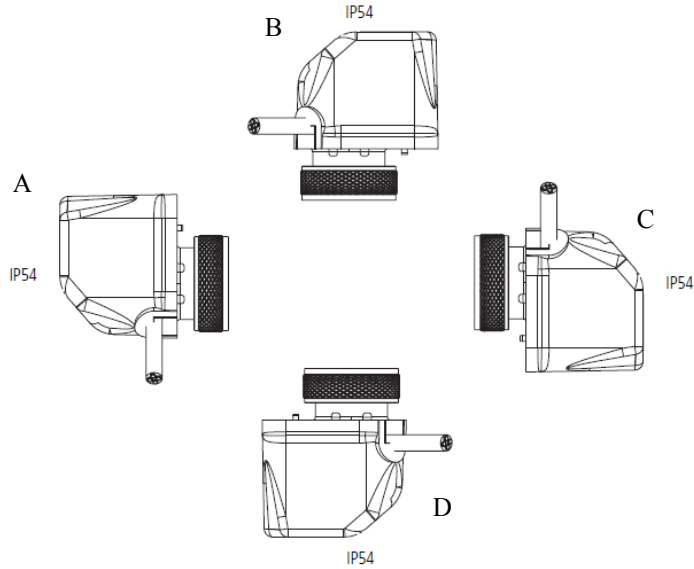


Electric Operators - VA Series

Installation Orientation

The Macon VAC and VAO must be installed preferably in vertical or horizontal position (A, B, & C).

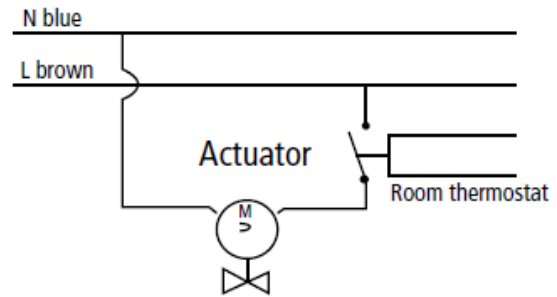
For “overhead” installation (D) special circumstances (e.g. drain water) can reduce the lifetime of the actuator.



ELECTRIC
OPERATORS

Wiring Diagram

Wiring diagram 2-wire



Cut-A-Way View

1. Transparent Zone
2. Sensor
3. Spring
4. Electrical Micro switch (4 wire)
5. Cable Connector
6. Ring Nut

